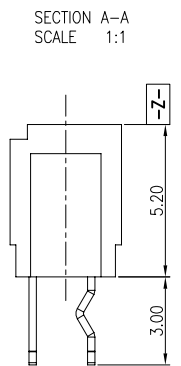
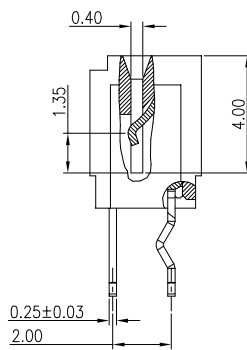
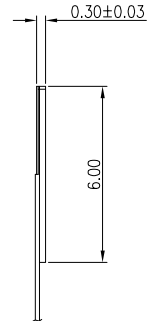
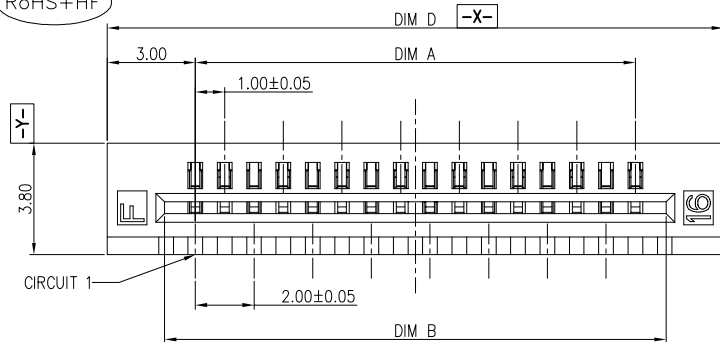


The product using material and processing must conform to the "WI-PZ-142"HSF technical standard control requirements

RoHS+HF



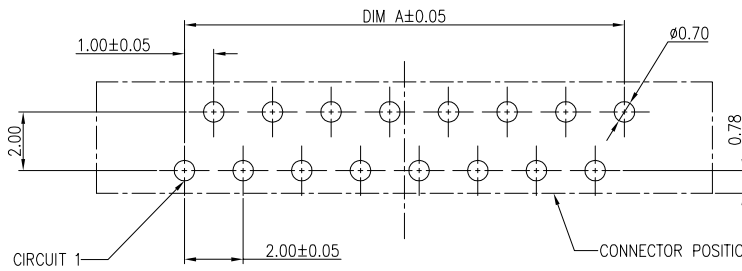
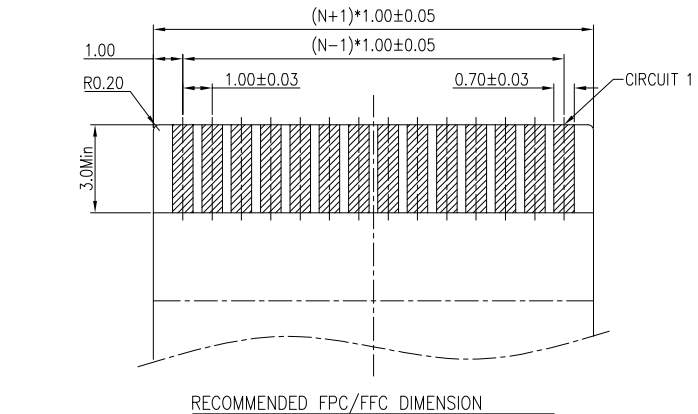
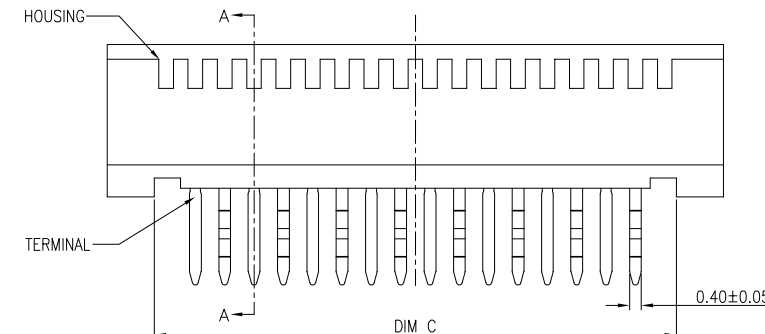
NOTE:
 1. MATERIAL:
 1-1 HOUSING: THERMOPLASTIC HIGH TEMP.UL94V-0; COLOR: NATURAL.
 1-2 CONTACTS: COPPER ALLOY.
 2. FINISH:
 2-1 CONTACTS:
 UNDERPLATING: AU/MATT TIN OVERALL.
 2-2 SOLDER TABS:
 UNDERPLATING: MATT TIN OVERALL.
 3.PACKAGE SPEC: TUBE

SERIES NO: F1001 52 F 0-2 XX 1 X X 01
 HEIGHT: 5.2mm
 MALE FEMALE: F-FEMALE
 ANGLE: 0-180°
 ROW NO: 2-DOUBLE ROW

COLOR:
 M-BEIGE
 K-WHITE
 S-NATURE

PLATING:
 A-ALL AU G/F
 D-MATTE TIN
 C-BRIGHE TIN

TERMIPOINT:
 1-DIP
 PIN Q'PY:
 04~30



Ordering Information & Dimensions

Circuit	Dimensions(mm)			
	DIM A	DIM B	DIM C	DIM D
04	3.00	5.10	5.80	9.00
05	4.00	6.10	6.80	10.00
06	5.00	7.10	7.80	11.00
07	6.00	8.10	8.80	12.00
08	7.00	9.10	9.80	13.00
09	8.00	10.10	10.80	14.00
10	9.00	11.10	11.80	15.00
11	10.00	12.10	12.80	16.00
12	11.00	13.10	13.80	17.00
13	12.00	14.10	14.80	18.00
14	13.00	15.10	15.80	19.00
15	14.00	16.10	16.80	20.00
16	15.00	17.10	17.80	21.00
17	16.00	18.10	18.80	22.00
18	17.00	19.10	19.80	23.00
19	18.00	20.10	20.80	24.00
20	19.00	21.10	21.80	25.00
21	20.00	22.10	22.80	26.00
22	21.00	23.10	23.80	27.00
23	22.00	24.10	24.80	28.00
24	23.00	25.10	25.80	29.00
25	24.00	26.10	26.80	30.00
26	25.00	27.10	27.80	31.00
27	26.00	28.10	28.80	32.00
28	27.00	29.10	29.80	33.00
29	28.00	30.10	30.80	34.00
30	29.00	31.10	31.80	35.00

REV.	REVISION RECORD	DATE	GENERAL TOLERANCES		SCALE:	NAME	DATE	PART.NO:	DWG.NO:
			LINEAR	ANGLES	1:1			F100152FO-2XX1XX01	ENDE05
			0.0±0.35	X'REF±6'	APPROVED	Wang_jr	21.01.13		
			0.00±0.25	X'±3'	DESIGNER	GAO_han	21.01.13	TITLE:	
			0.000±0.10	X'X' ±2'	DRAWN	HUANG_ZJ	21.01.13	1.0PITCH H=5.2 FPC NON-ZIF S/A TYPED NORMAL DIP CONN	REV: A0 SHEET: 1/1



WanLian Teconology Co., Ltd